



University of Pittsburgh Greensburg

Voluntary Accountability Report

Mission Statement

The University of Pittsburgh at Greensburg is a baccalaureate degree-granting unit, providing educational opportunities to both traditional and nontraditional students through curricular and co-curricular experiences that are focused primarily on the arts and sciences and some selected professional or pre-professional programs that are grounded in traditional liberal arts disciplines. As an undergraduate school within the broader University, Pitt-Greensburg faculty places primary emphasis on teaching excellence while maintaining a commitment to scholarship and public service.

Fall 2015 DATA

Student Characteristics

TOTAL NUMBER OF STUDENTS **1,562**

Gender (Total Students)

Women	806	51.6%
Men	756	48.4%

Race/Ethnicity (Total Students)

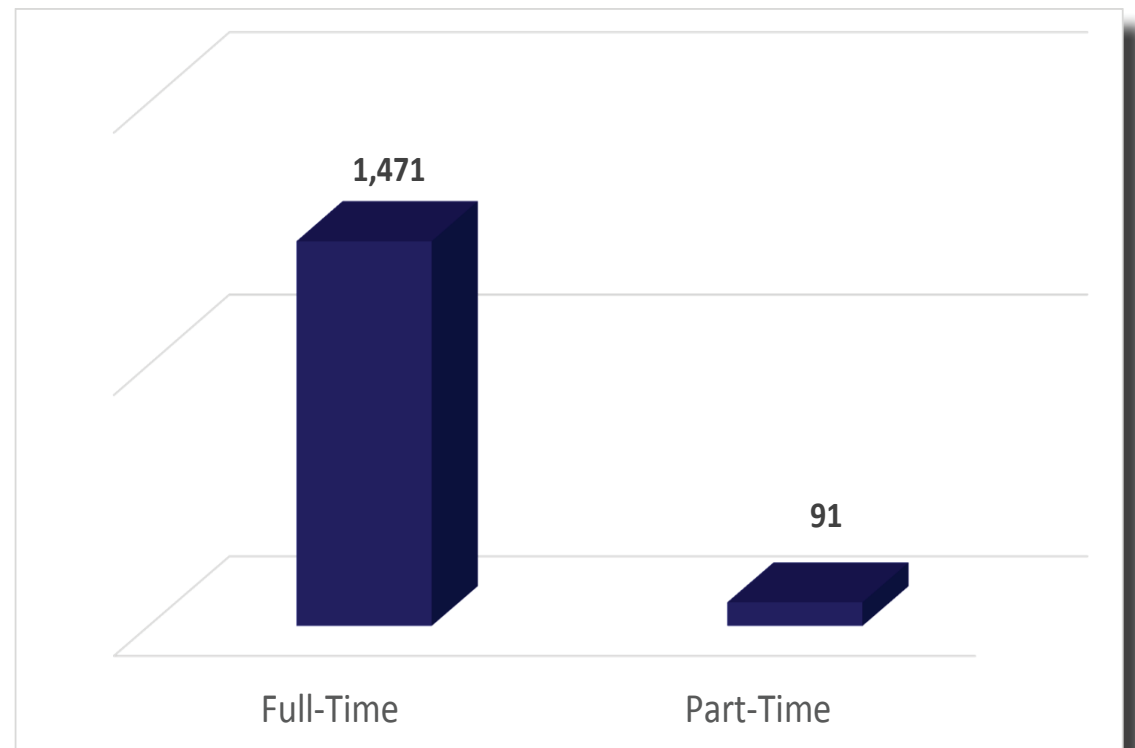
American Indian or Alaskan Native	0	0.0%
Asian	59	3.8%
Black or African American	87	5.6%
Hispanic or Latino	87	5.6%
International	17	1.1%
Native Hawaiian or Other Pacific Islander	1	0.1%
Race Unknown	40	2.6%
Two or More Races	54	3.5%
White	1,217	77.9%

Geographical Distribution (Degree-Seeking)

Pennsylvania	97%
Other U.S. States & Territories	2%
Other Countries	1%

Age (Degree-Seeking)

Average Age	21
Percent of Students Age 25 or Older	8%





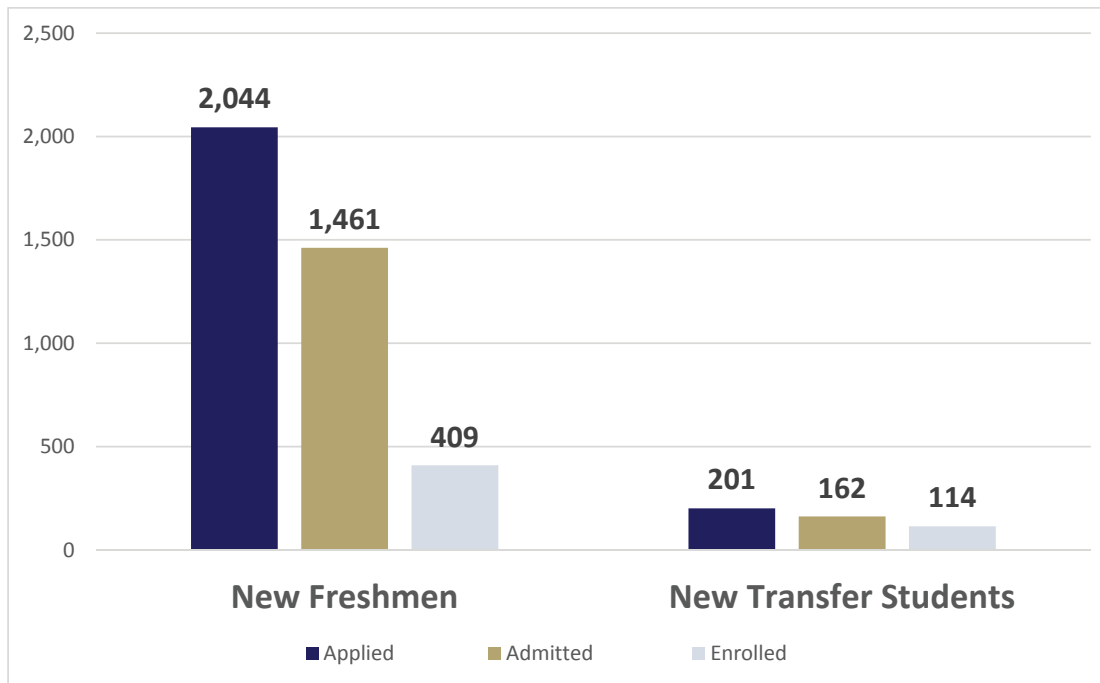
University of Pittsburgh Greensburg

Voluntary Accountability Report

FALL 2015 DATA

Undergraduate Admissions

The chart below shows the number of degree-seeking students who applied, were admitted, and enrolled as new freshman or transfer students.



Academic Preparation of New Freshman

Middle 50% of Test Score Range	ACT	SAT
Composite	20-25	
Math	20-25	470-560
English	19-24	
Critical Reading		460-560

Percent in top 25% of HS Graduating Class 38%

Percent in top 50% of HS Graduating Class 77%

Average High School GPA (4-point scale) 3.48

[New Freshman Admissions Info](#)

[Transfer Admissions Info](#)



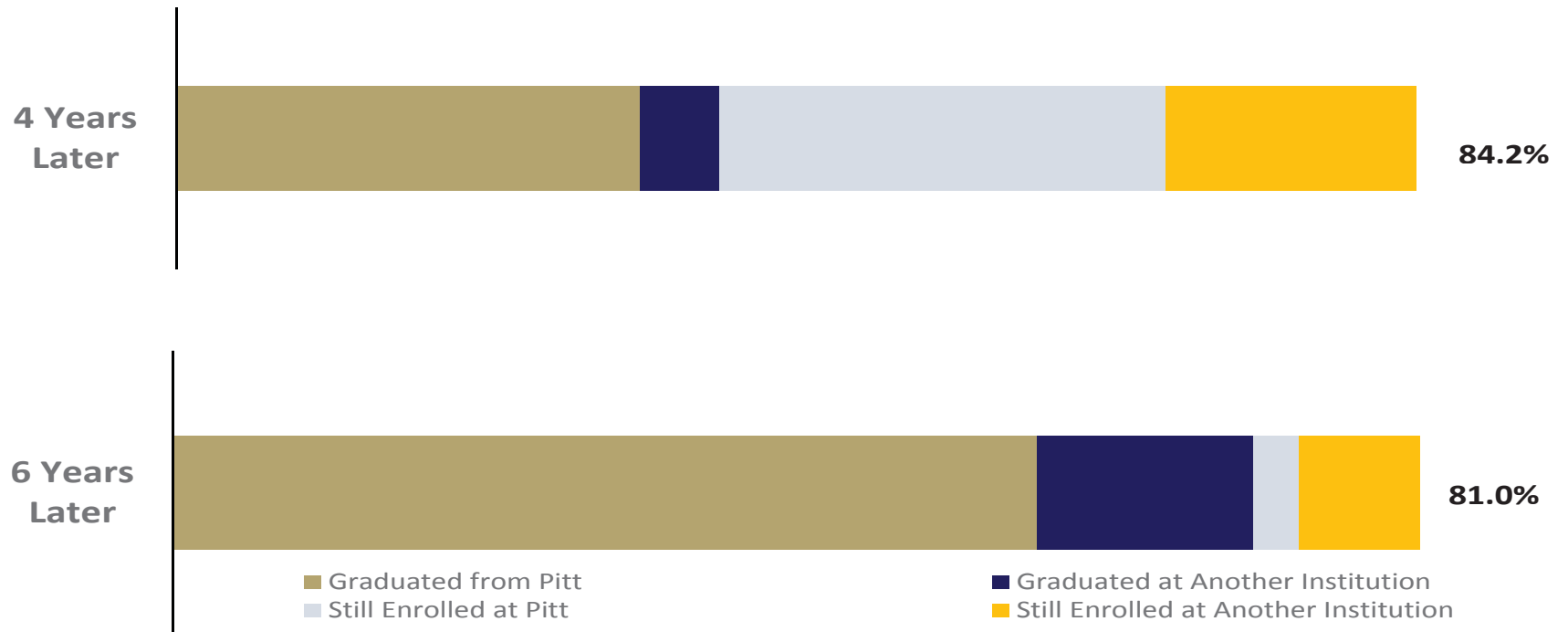
University of Pittsburgh Greensburg

Voluntary Accountability Report

Undergraduate Success & Progress

Baccalaureate-Seeking First Time, Full-Time Students Stating Fall 2009*

There were 410 full-time, first-time students entered as freshmen in Fall Term 2009.



*The source data for the percentages shown here is the National Student Clearinghouse (NSC). The NSC tracks enrollments over a twelve-month period. This contrasts with other data sources wherein rates are calculated and reported according to the fall term census data. Given this timeframe difference, the percentages shown here may vary from those shown in other presentations.

Retention of Fall 2014 First-Time, Full-time Freshmen

First-time full-time freshmen in Fall 2014 that returned for their second year (in Fall 2015): 78%



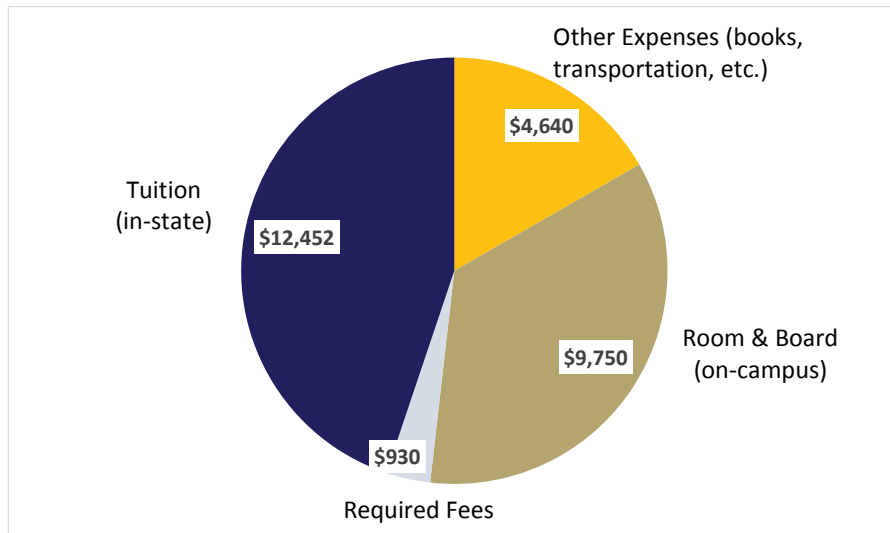
University of Pittsburgh Greensburg

Voluntary Accountability Report

FALL 2015 DATA

Cost of Attendance and Financial Aid

Typical Undergraduate Costs Per Year Without Financial Aid
(Full-Time, In-State Students)



Total Typical Cost of Attendance: \$27,772

Financial Aid Awarded to Undergraduates

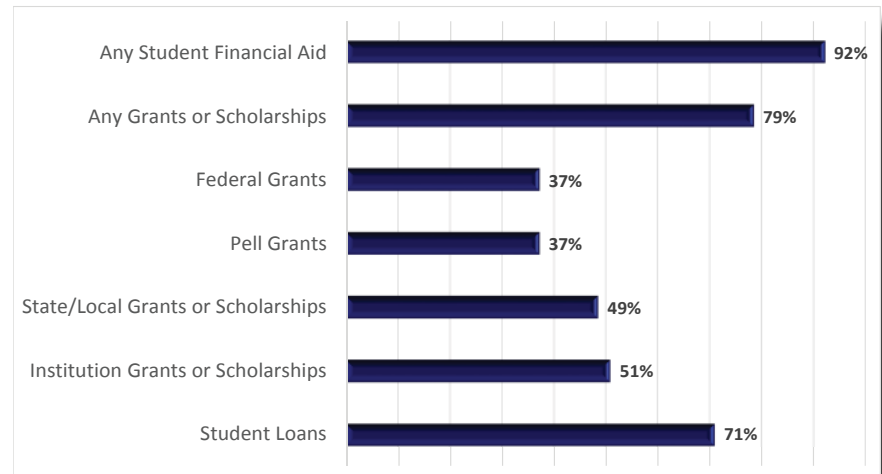
Annual Need-Based Scholarships & Grants

59% of 2014-15 full time undergraduates received need-based grants or scholarships; the average award for the year was \$7,238.

Annual Need-Based Loans

63% of 2014-15 full-time undergraduates received need-based work-study and/or loans (not including parent loans); the average loan for the year was \$5,500.

Percent of 2013-14 First-Time Students Receiving Each Type of Financial Aid





University of Pittsburgh Greensburg

Voluntary Accountability Report

FALL 2015 DATA

Study at Pitt-Greensburg

Classroom Environment

Students per faculty	18:1
Undergraduate classes less than 30 students	79%
Undergraduate classes less than 50 students	99%

Degrees awarded 2014-15

Bachelor's	270
Certificate/diploma	1
Total	<u>271</u>

Faculty

Total Full-Time Faculty	76
% Women Faculty	54%
% Faculty from Minority Groups	13%
% Faculty with Highest Degree Doctorate	78%

Campus-based Housing

86% of new freshmen live on campus.
41% of all undergraduates live on campus.
[More Information](#)

Areas of Study with the Largest Number of Bachelor's Degrees Awarded

Biology/Biological Sciences, General	17%
Psychology, General	16%
Business/Commerce, General	11%
Rhetoric and Composition	8%
Criminal Justice/Law Enforcement Administration	7%
Biological and Physical Sciences	5%
Chemistry, General	5%
Management Information Systems	5%

Campus Safety

All Campus Police officers are certified through Pennsylvania Police Officers Education & Training Commission. Campus Police officers are armed and on duty 24 hours a day, 365 days a year. Duties of the Campus Police include protection of the campus community, enforcement of federal, state, and local laws, and enforcement of parking rules and regulations. [More Information](#)

[More Information](#)