



University of Pittsburgh Greensburg

Voluntary Accountability Report

Mission Statement

The University of Pittsburgh at Greensburg is a baccalaureate degree-granting unit, providing educational opportunities to both traditional and nontraditional students through curricular and co-curricular experiences that are focused primarily on the arts and sciences and some selected professional or pre-professional programs that are grounded in traditional liberal arts disciplines. As an undergraduate school within the broader University, Pitt-Greensburg faculty places primary emphasis on teaching excellence while maintaining a commitment to scholarship and public service. [\(Mission Statement continued here\)](#)

Fall 2016 DATA

Student Characteristics

TOTAL NUMBER OF STUDENTS **1,520**

Gender (Total Students)

Women	785	51.6%
Men	735	48.4%

Race/Ethnicity (Total Students)

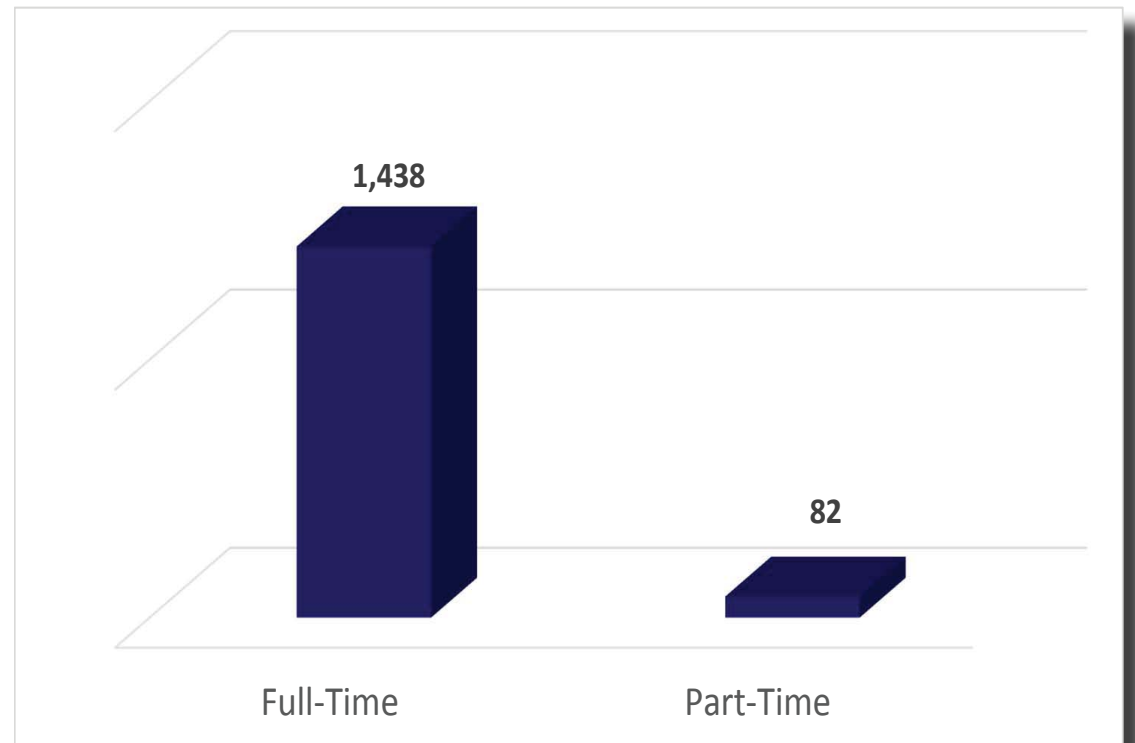
American Indian or Alaskan Native	0	0.0%
Asian	69	4.5%
Black or African American	91	6.0%
Hispanic or Latino	90	5.9%
International	14	0.9%
Native Hawaiian or Other Pacific Islander	1	0.1%
Race Unknown	46	3.0%
Two or More Races	55	3.6%
White	1,154	75.9%

Geographical Distribution (Degree-Seeking)

Pennsylvania	95.1%
Other U.S. States & Territories	4.0%
Other Countries	.9%

Age (Degree-Seeking)

Average Age	21
Percent of Students Age 25 or Older	7%





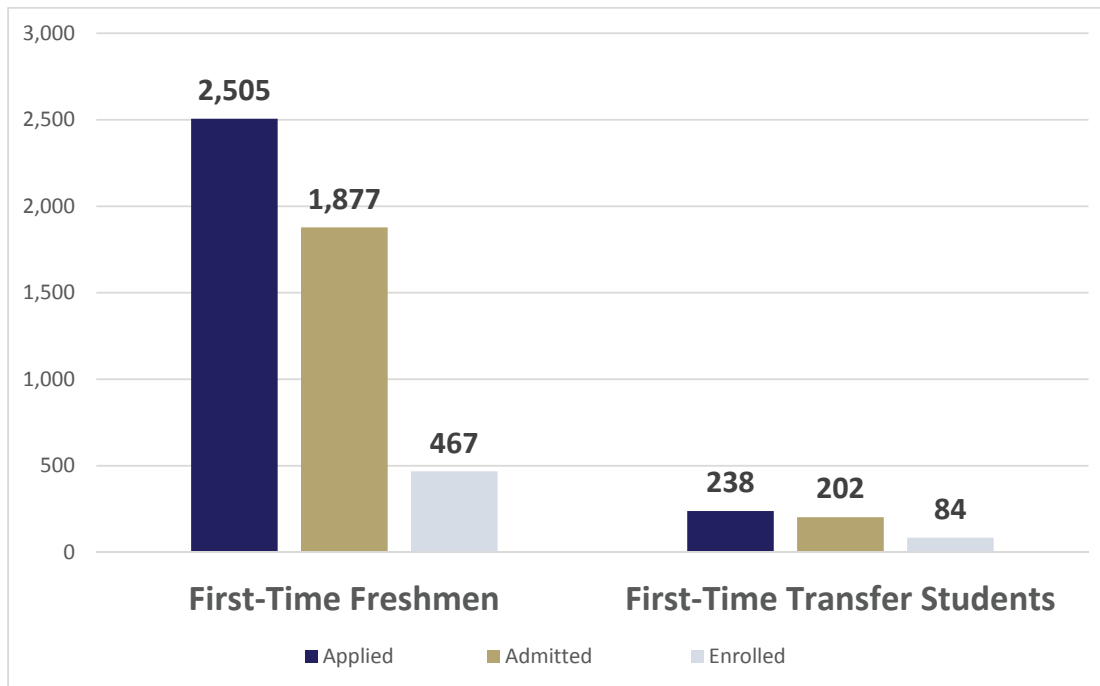
University of Pittsburgh Greensburg

Voluntary Accountability Report

FALL 2016 DATA

Undergraduate Admissions

The chart below shows the number of degree-seeking students who applied, were admitted, and enrolled as first-time freshmen or transfer students.



Academic Preparation of New Freshmen

Middle 50% of Test Score Range	ACT	SAT
Composite	20-25	
Math	19-25	460-555
English	18-24	
Critical Reading		460-560

Percent in top 25% of HS Graduating Class 44%

Percent in top 50% of HS Graduating Class 80%

Average High School GPA (4-point scale) 3.54

[First-Time Freshmen Admissions Info](#)

[Transfer Admissions Info](#)



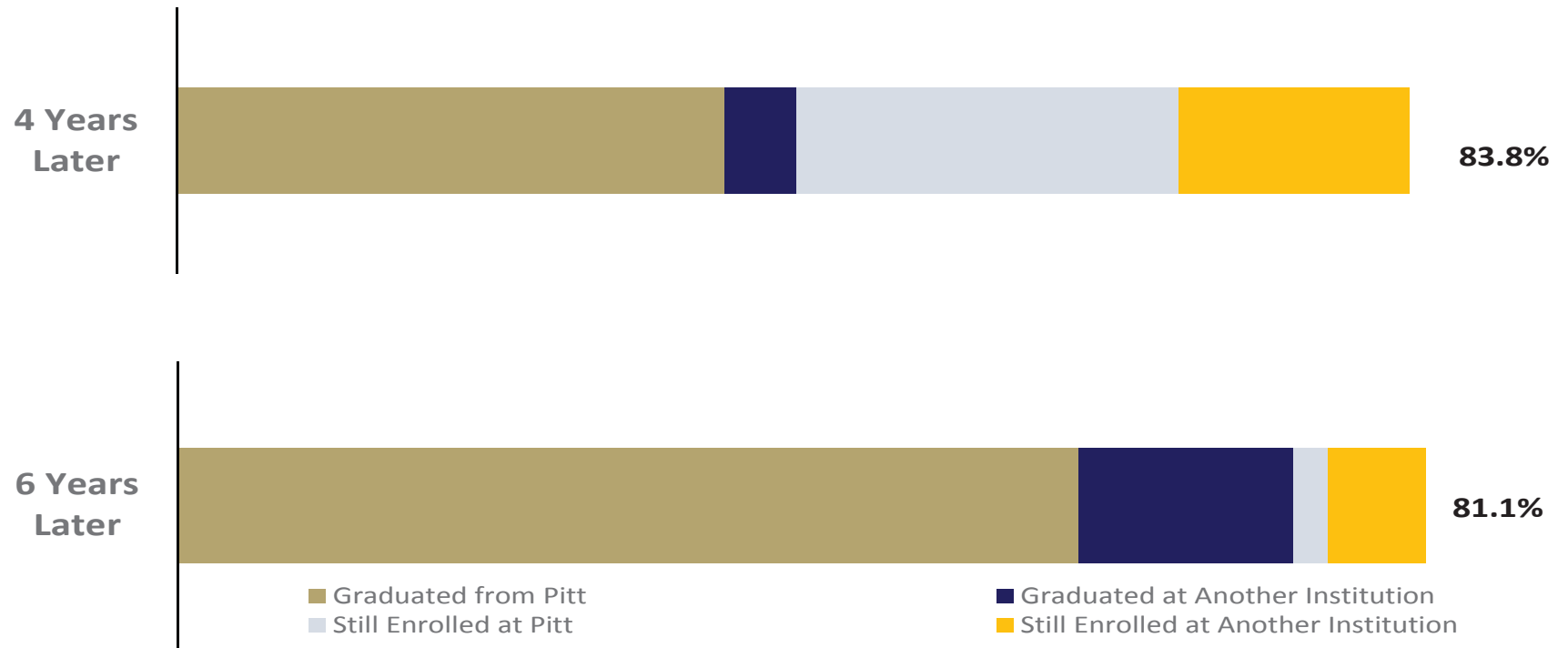
University of Pittsburgh Greensburg

Voluntary Accountability Report

Undergraduate Success & Progress

Baccalaureate-Seeking First Time, Full-Time Students Stating Fall 2010*

There were 409 full-time, first-time students entered as freshmen in Fall Term 2010.



*The source data for the percentages shown here is the National Student Clearinghouse (NSC). The NSC tracks enrollments over a twelve-month period. This contrasts with other data sources wherein rates are calculated and reported according to the fall term census data. Given this timeframe difference, the percentages shown here may vary from those shown in other presentations.

Retention of Fall 2015 First-Time, Full-Time Freshmen

First-time full-time freshmen in Fall 2015 that returned for their second year (in Fall 2016): 79%



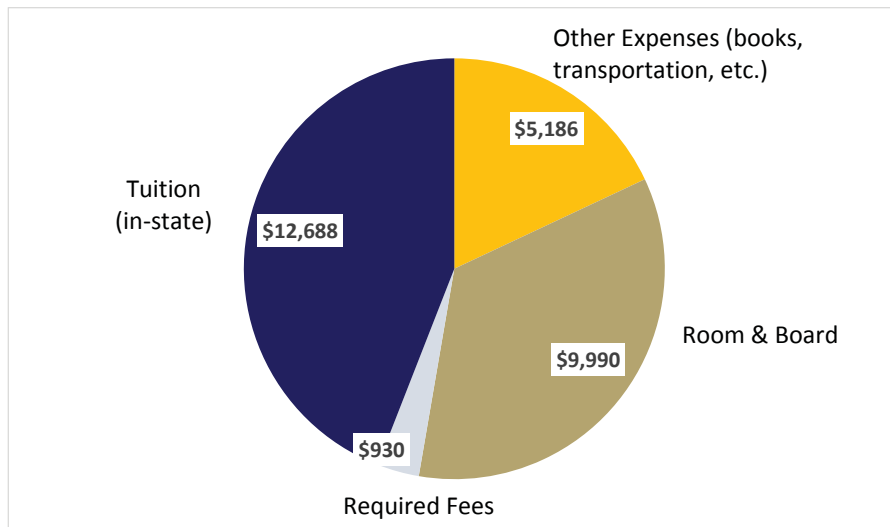
University of Pittsburgh Greensburg

Voluntary Accountability Report

FALL 2016 DATA

Cost of Attendance and Financial Aid

Typical Undergraduate Costs Per Year Without Financial Aid
(Full-Time, In-State Students)



Total Typical Cost of Attendance: \$28,794

Financial Aid Awarded

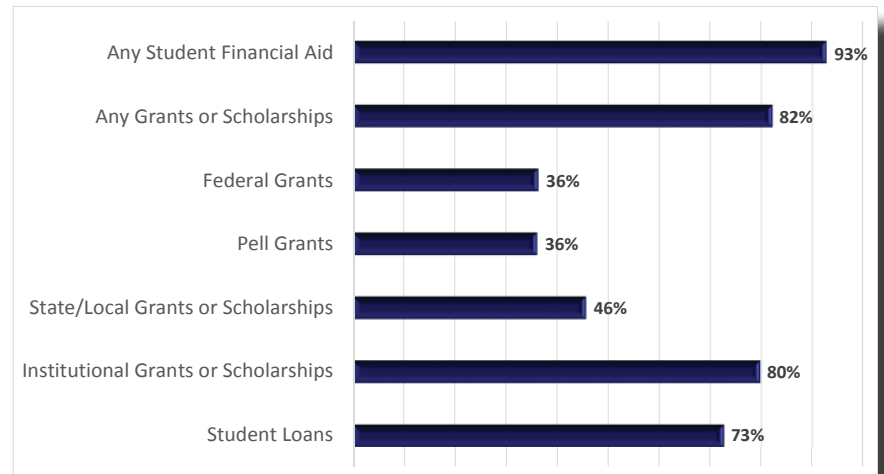
Annual Need-Based Scholarships & Grants

60% of 2015-16 full time undergraduates received need-based grants or scholarships; the average award for the year was \$8,221.

Annual Need-Based Work Study and Loans

60% of 2015-16 full-time undergraduates received need-based work-study and/or loans (not including parent loans); the average loan for the year was \$4,402.

Percent of 2015-16 First-Time Freshmen Receiving Each Type of Financial Aid





University of Pittsburgh Greensburg

Voluntary Accountability Report

FALL 2016 DATA

Study at Pitt-Greensburg

Classroom Environment

Students per faculty	18:1
Undergraduate classes less than 30 students	79%
Undergraduate classes less than 50 students	98%

Degrees awarded 2015-16

Bachelor's	256
Certificate/diploma	6
Total	<u>262</u>

Instructional Faculty

Total Full-Time Faculty	88
% Women Faculty	57%
% Faculty from Minority Groups	13%
% Faculty with Highest Degree Doctorate or Other Terminal Degree	78%

Campus-based Housing

71% of new freshmen live on campus.
44% of all undergraduates live on campus.

[More Information](#)

Areas of Study with the Largest Number of Bachelor's Degrees Awarded

Biology/Biological Sciences, General	14.3%
Psychology, General	14.3%
Business/Commerce, General	11.3%
Early Childhood Education and Teaching	7.2%
Criminal Justice/Law Enforcement Administration	7.2%
Rhetoric and Composition	6.4%
Chemistry, General	5.3%

Campus Safety

All Campus Police officers are certified through Pennsylvania Police Officers Education & Training Commission. Campus Police officers are armed and on duty 24 hours a day, 365 days a year. Duties of the Campus Police include protection of the campus community, enforcement of federal, state, and local laws, and enforcement of parking rules and regulations. [More Information](#)

[More Information](#)